

# Australian Higher Education and the Internationalisation Strategy –

## An Introduction

Leo Goedegebuure

ACUP, Barcelona

January 11, 2016

# Leo's CV

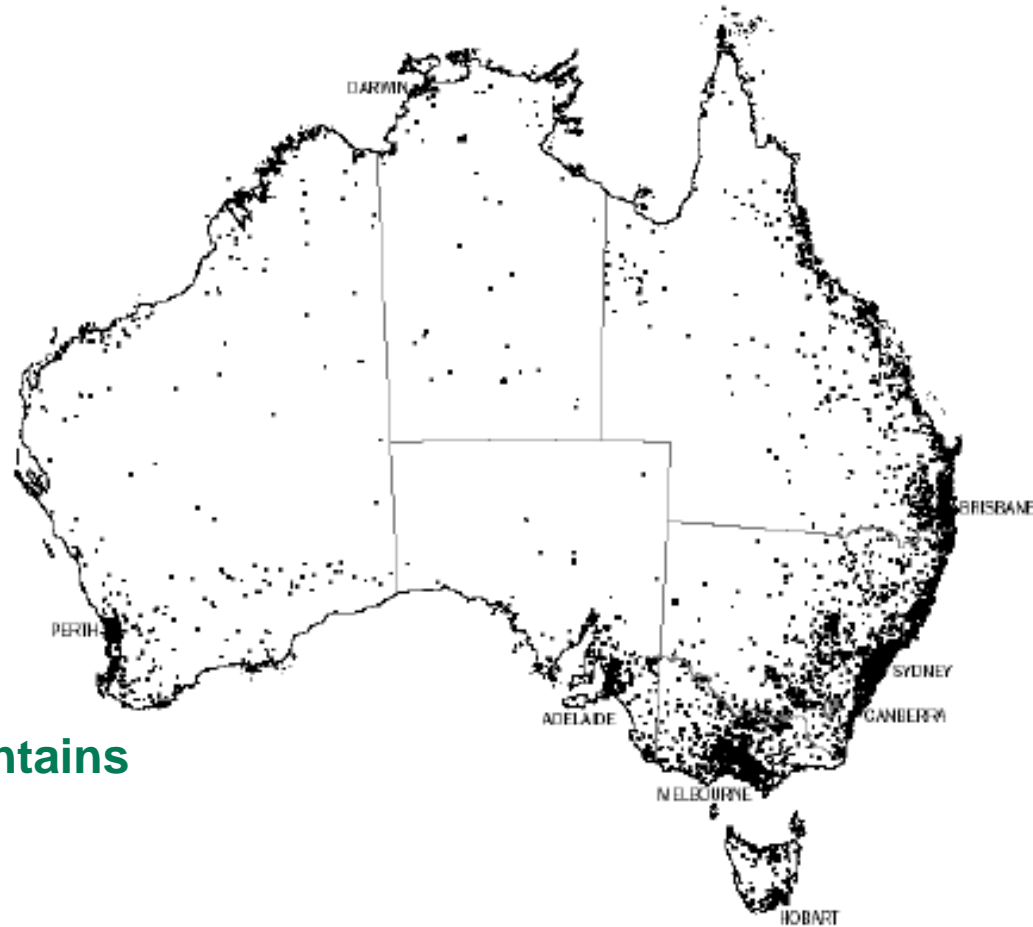
- ❑ Foundation staff member CHEPS, Research coordinator 1984- 1996
- ❑ 'Deputy Vice-Chancellor', University of Twente, NL 1996 - 2000
- ❑ Executive Director CHEPS ,2000 – 2004
- ❑ Executive Director Institute for Governance Studies, UT, 2004 – 2005
- ❑ Associate Professor, Centre for Higher Education Policy and Management, University of New England, Australia, 2005 -2008
- ❑ Deputy Director, LH Martin Institute, University of Melbourne, 08– 11
- ❑ Professor & Director, LH Martin Institute, 2012 -
- ❑ Worked across all continents on issues related to management and leadership in HE

# Structure of Presentation

- Australia in context
- Massification to universal student participation, incl international students
- Australian universities and Research; Measuring outcomes and impact: rankings
- Internationalisation Strategy
  
- The Australian Experiment
- Discussion

# Population distribution

Population about  
**22 million**

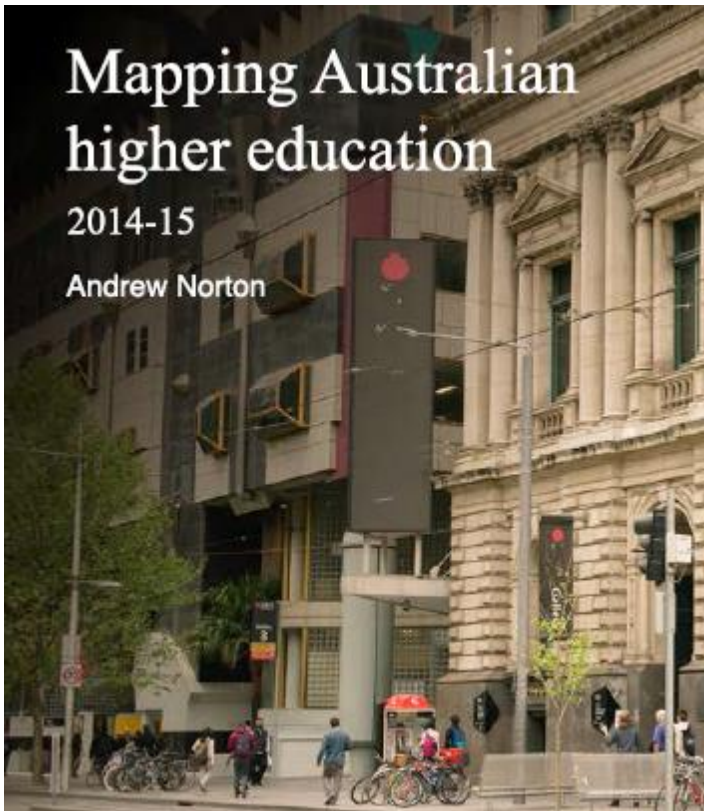


**1% of the continent contains  
84% of the population**

# Mapping Australian higher education

2014-15

Andrew Norton



**A SNAPSHOT 2015**

## AUSTRALIAN HIGHER EDUCATION



## University self-defined affiliations

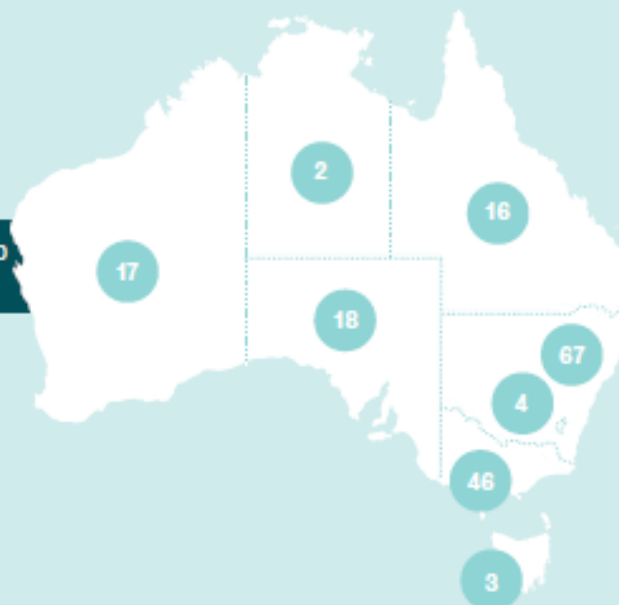
- Go8 – 8, mostly older research-intensive university
- Australian Technology Network of Universities – 5 pre-Dawkins leading Colleges of Advanced Education
- Innovative Research Universities of Australia – 7, mostly newer post-WWII universities
- Regional Universities Network – 6 regional universities
- Other non-aligned universities – 13 institutions
  
- Note: relatively speaking Australian universities are large institutions

# HIGHER EDUCATION

## AT A GLANCE<sup>1,2</sup>

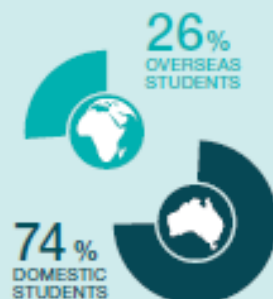
See endnotes on page 29 for data sources and notes, 1 to 7.

**173** PROVIDERS REGISTERED WITH TEQSA IN 2013<sup>3</sup>



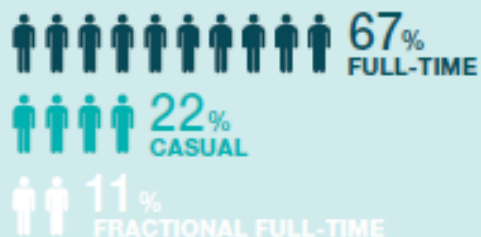
### STUDENTS 2013:

946,428 EFTSL



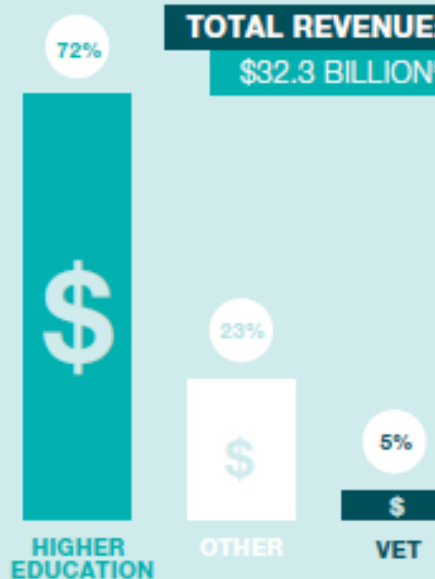
### ACADEMIC STAFF 2013:

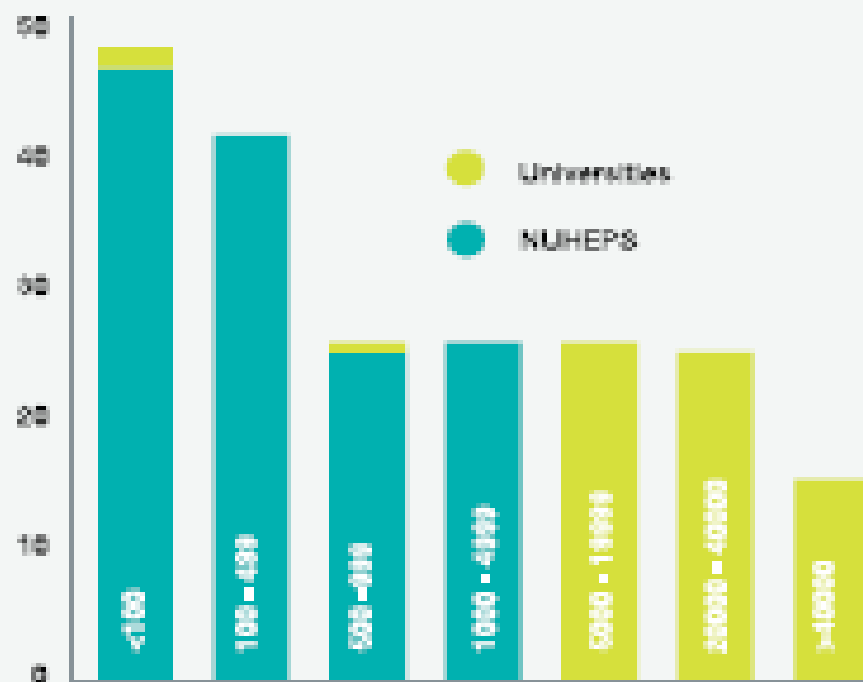
57,173 FTE<sup>4</sup>



### TOTAL REVENUE:

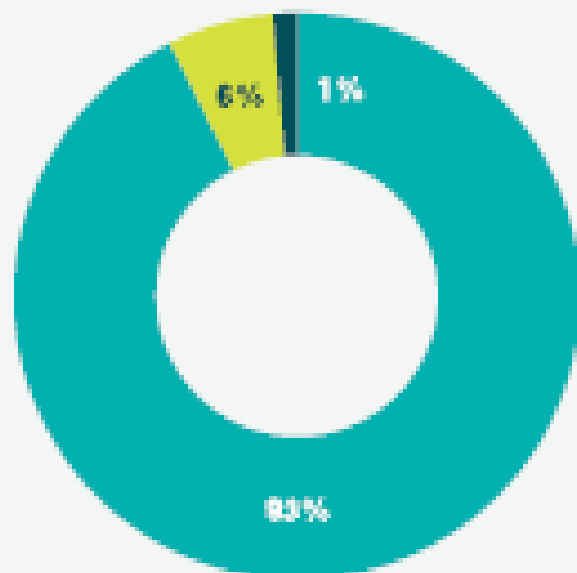
\$32.3 BILLION<sup>5</sup>





Australia's higher education providers are diverse in size – half of providers have fewer than 500 EFTSL and nearly a quarter have more than 5,000 EFTSL.





Universities

NUHEPs (FEE-HELP)

NUHEPs (Other)

**Over 1.3 million students** were studying Australian higher education courses in 2013.

Figure 1: Higher education enrolments, 1950-2013

Millions of students

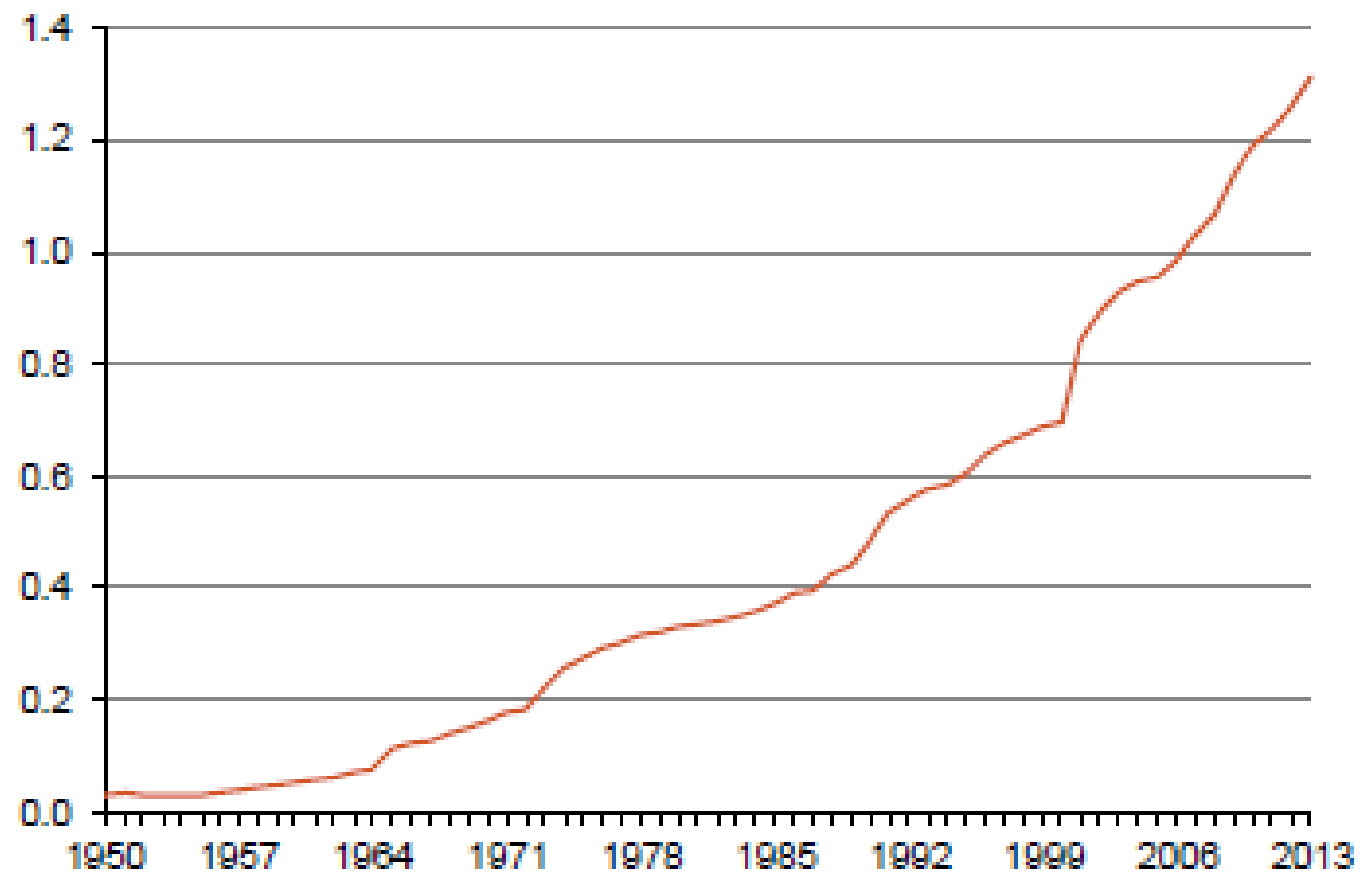


Figure 2: Enrolment share by level of study, 1980-2013

Proportion of enrolments

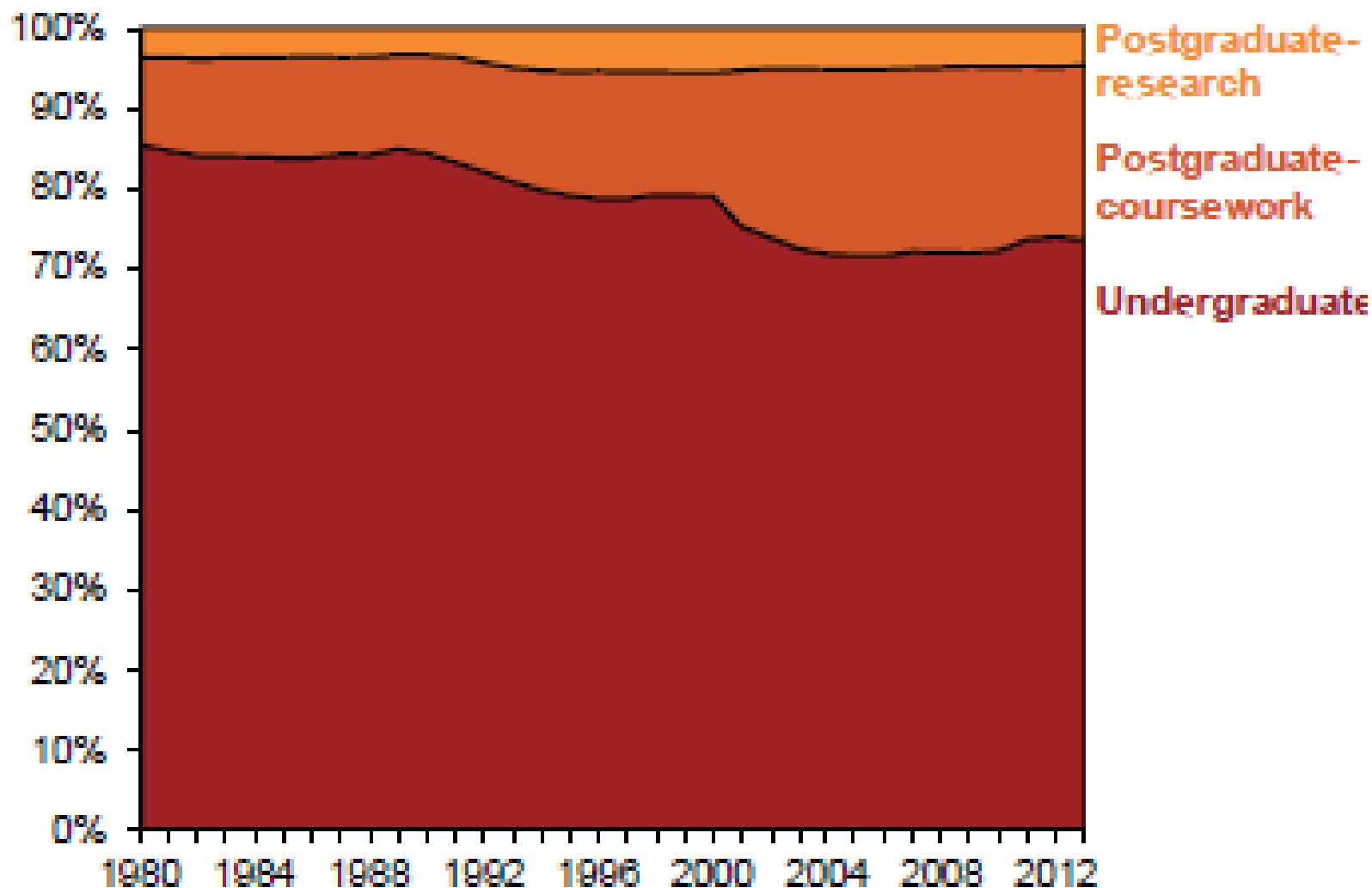
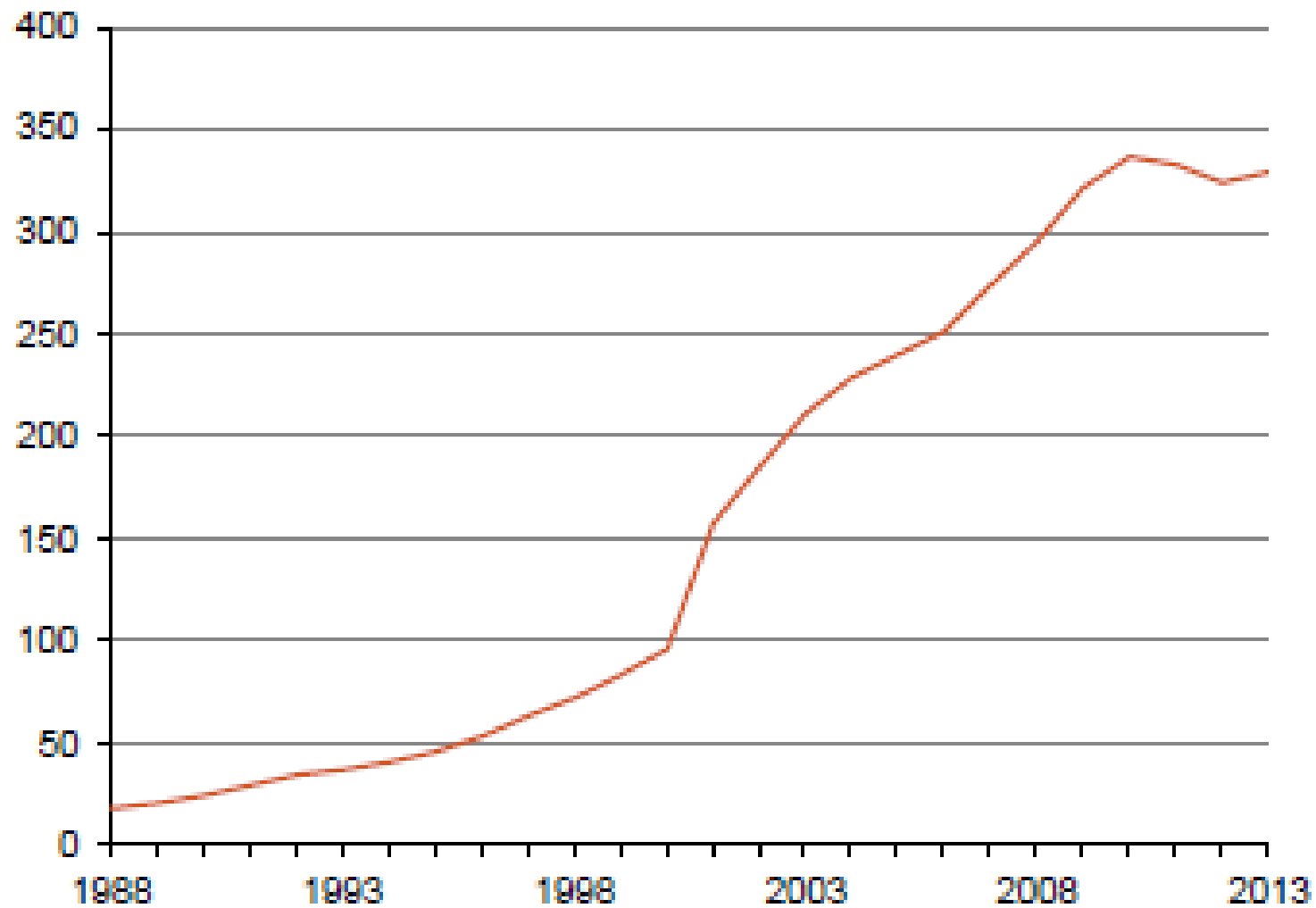


Figure 7: International students enrolled in Australian higher education, 1988–2013

Thousands



**Table 2: Top ten international student source countries, 2001/2013**

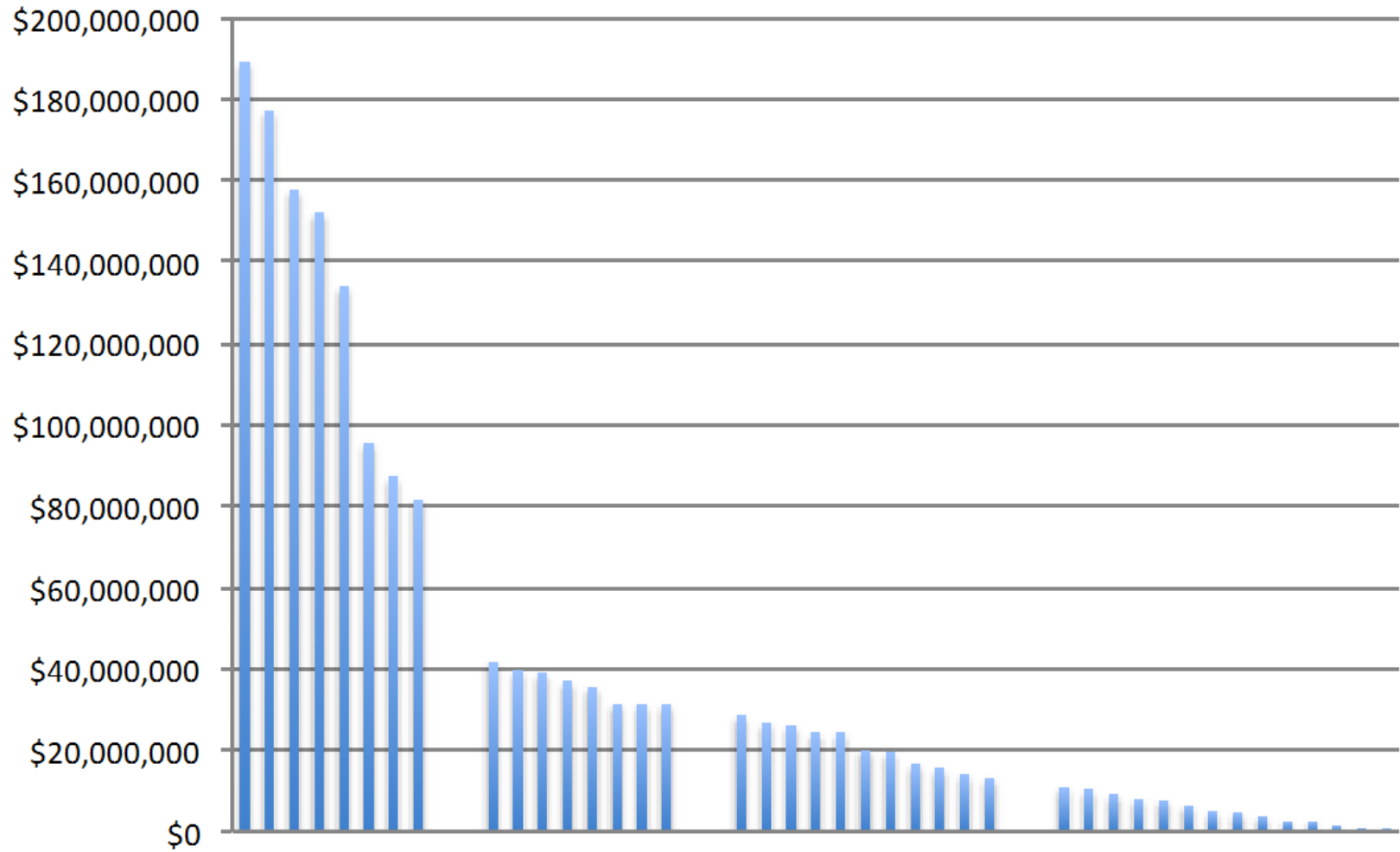
<b>2001</b>		<b>2013</b>	
Singapore	18,277	China	94,085
Malaysia	16,344	Singapore	35,157
Hong Kong	15,719	Malaysia	29,698
Indonesia	9,619	Vietnam	19,237
China	8,018	India	17,003
India	5,485	Hong Kong	14,075
United States	3,548	Indonesia	11,497
Thailand	3,259	Nepal	7,245
Taiwan	2,687	South Korea	6,967
Norway	2,527	United States	6,844

*Sources: Department of Education (2014g) and predecessor publication.*

# Australian Universities and Research



# Block Grants 2013



1	<b>The University of Melbourne</b>
2	<b>The University of Sydney</b>
3	<b>The University of Queensland</b>
4	<b>University of New South Wales</b>
5	<b>Monash University</b>
6	<b>The Australian National University</b>
7	<b>The University of Western Australia</b>
8	<b>The University of Adelaide</b>

9	<b>Queensland University of Technology</b>
10	<b>University of Newcastle</b>
11	<b>University of Tasmania</b>
12	<b>Curtin University of Technology</b>
13	<b>Griffith University</b>
14	<b>University of Wollongong</b>
15	<b>University of South Australia</b>
16	<b>Macquarie University</b>

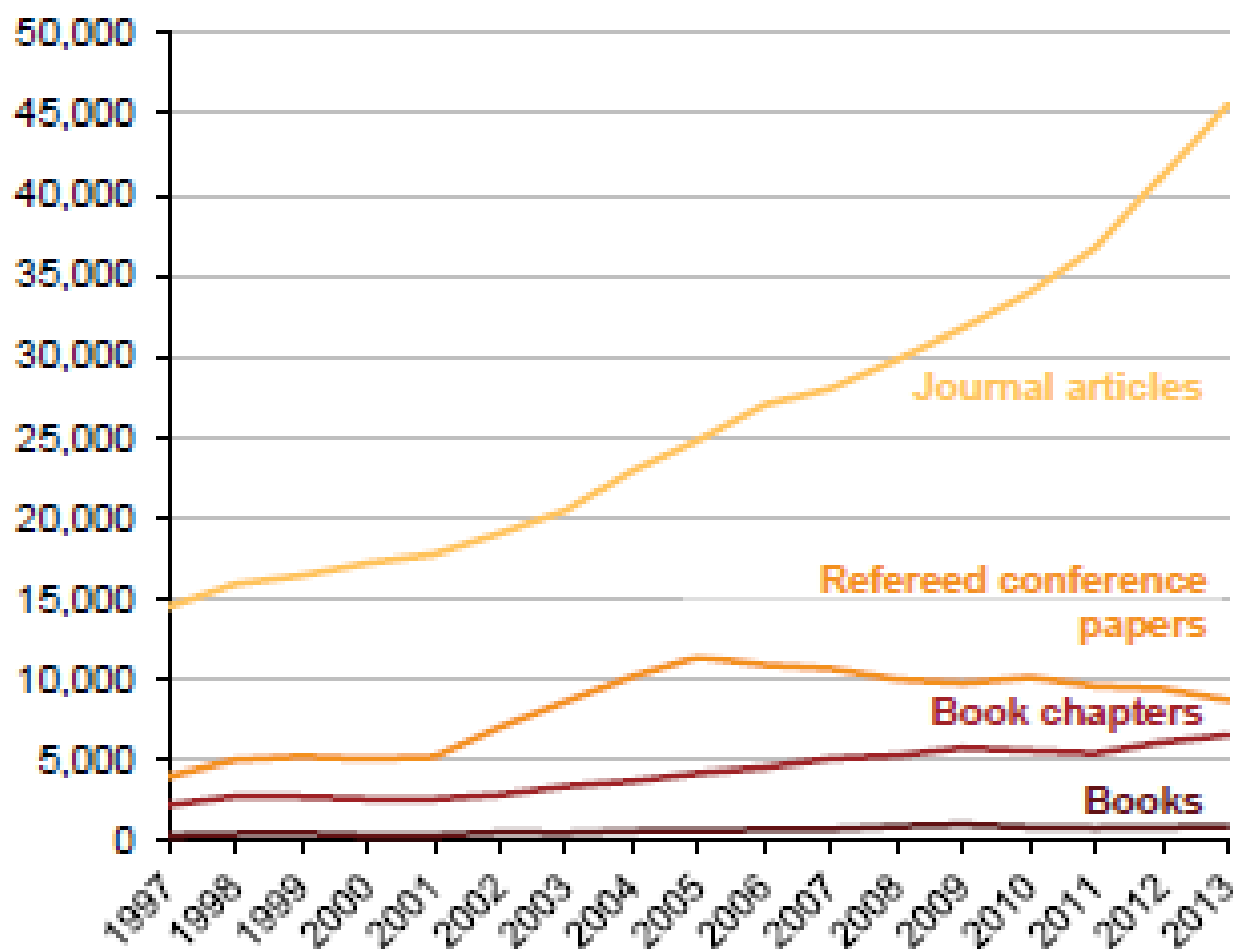
17	<b>Royal Melbourne Institute of Technology</b>
18	<b>The Flinders University of South Australia</b>
19	<b>La Trobe University</b>
20	<b>University of Technology, Sydney</b>
21	<b>Deakin University</b>
22	<b>James Cook University</b>
23	<b>Murdoch University</b>
24	<b>University of Western Sydney</b>
25	<b>Swinburne University of Technology</b>
26	<b>University of New England</b>
27	<b>Charles Darwin University</b>

28	<b>Victoria University</b>
29	<b>Edith Cowan University</b>
30	<b>Charles Sturt University</b>
31	<b>Southern Cross University</b>
32	<b>University of Canberra</b>
33	<b>University of Southern Queensland</b>
34	<b>Central Queensland University</b>
35	<b>Australian Catholic University</b>
36	<b>University of Ballarat</b>
37	<b>Bond University</b>
38	<b>University of the Sunshine Coast</b>
39	<b>Melbourne College of Divinity</b>
40	<b>The University of Notre Dame Australia</b>
41	<b>Batchelor Institute of Indigenous Tertiary Ed</b>



Figure 18: Research publications, 1997-2013

Thousands of publications



Sources: *Universities Australia (1995-2008); Department of Education and Training (2014)*

# Australian universities in the Shanghai ARWU top 500, 2004-2014

	2004	2005	2006	2007	2008	2009	2010	2011	2012	2013	2014
1-50	0	0	0	0	0	0	0	0	0	0	1
51-100	2	2	2	2	3	3	3	4	5	5	3
101-150	2	2	3	3	2	2	2	1	2	2	3
151-200	2	2	1	2	1	1	2	2	0	0	1
201-300	2	3	3	2	3	3	2	2	2	2	1
301-400	3	1	2	2	5	4	4	4	7	7	9
401-500	3	4	5	6	1	4	4	6	3	3	1
total	14	14	16	17	15	17	17	19	19	19	19

# Australia's Internationalisation Strategy

Australia – Educating Globally

Advice from the International  
Education Advisory Council

February 2013

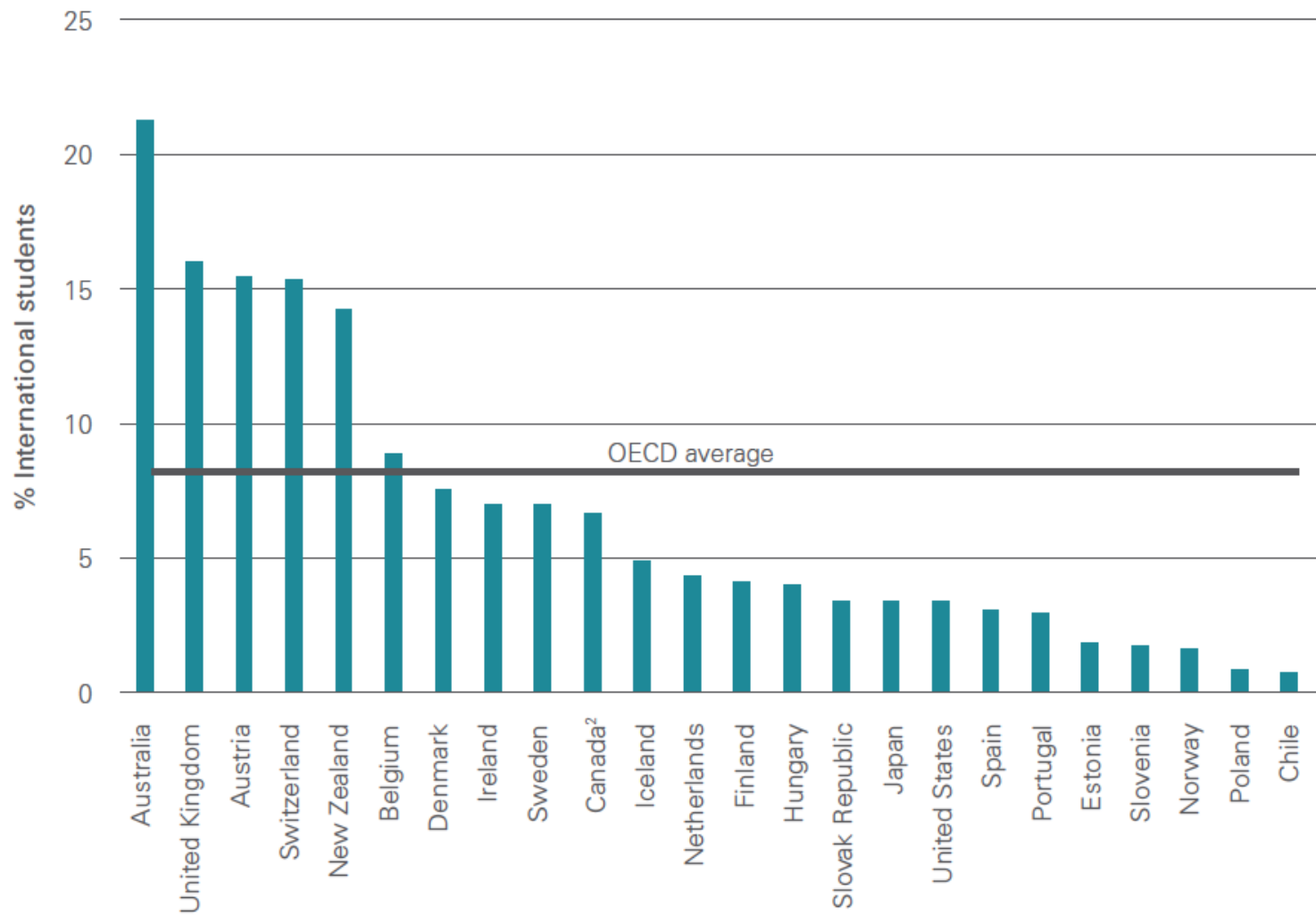


Australian Government

Draft National Strategy  
for International Education

For consultation  
April 2015

# Internationalisation of tertiary education systems – foreign students as a proportion of all students, 2010



# Pillar 1

Getting the  
fundamentals  
right

## GOAL 1

Australia will work to create an education system that stands out as the best in the world, with some of our institutions ranked among the very best.

## Pillar 2

Reaching out  
to the world

### GOAL 2

Australia will build on our strong education and research partnerships to broaden engagement in international education.

### GOAL 3

Australia will foster an international outlook among Australian students and researchers.

### GOAL 4

Australia will attract more of the world's students and researchers.

## Pillar 3

### Staying competitive

#### GOAL 5

Australia will continue to improve the quality of the educational and living experience for international students.

#### GOAL 6

Australia will embrace new opportunities to grow international education.

## State of Play end 2015

- Coordinating Council for International Education
  - Commonwealth Ministers
  - Australian Chamber of Commerce & Industry
  - IEAA
  - Universities Australia
  - TAFE Directors Australia
- Broad Support
- Fits Innovation Statement December 2015



# The Australian Experiment

- Demand driven system
- Complete fee deregulation
- Opening up higher ed to VET/Private providers
- Across the board 20% cuts of teaching allocation
- Selective cuts in research
- Fee Help commercial interest rates, compound
  
- Price differentiation with lower costs to students
- Institutional mission differentiation
- Better value for money for students

# Discussion

